

5.6"

touch
screen

EPA

measurements
in EPA areas

1500 V

upper limit
of voltage
measurement



CAT IV

600 V

CAT III

1000 V



IP65

Li-Ion BATTERY



For measure-
ment of wiring
in houses



For measure-
ment of wires
and cables



For measure-
ment of pole
transformer
substations



For mea-
surement of
street lighting
power cables



For measure-
ment of tele-
phone wiring



For measure-
ments of pre-
insulated pipes



For measure-
ments of PV
installations



For mea-
surements in
EPA areas

Measure insulation resistance up to 2 TΩ

Features

- Measurement voltage within the range of **10...2500 V**: selected from 10 V, 25 V, 100 V, 250 V, 500 V, 1000 V, 2500 V or 10...2500 V selected in steps of 10 V
- Insulation resistance measurements with a voltage of 10 V of the supervisory loop of fire alarm systems
- **Charts plotted on display during measurements**
- Measurements in electrostatic protected areas (EPA)
- **Correction of insulation resistance result to reference temperature**
- Continuous reading of measured insulation resistance or leakage current
- Automatic discharge of the measured object's capacitance upon completion of insulation resistance measurement
- Sound signaling of five-second time intervals, facilitating capture of time characteristics
- Timing of measurement times T_1 , T_2 and T_3 for measurement of one or two absorption coefficients (Ab1, Ab2 or DAR, PI) within the range of 1... 600 s
- Automatic measurement of all resistance combinations of 3-, 4- and 5-core cords and power cords by means of the optional **AutoISO-2511** adapter
- Reading of actual measurement voltage during measurement
- Measurement current **<2 mA**
- Protection against measurement of live objects
- Two- or three-lead method of insulation resistance measurement



Additional features

- Measurement of leakage current during measurement of R_{ISO}
- Capacitance measurement during measurement of R_{ISO}
- Low-voltage measurement of circuit continuity and resistance
- **Temperature measurement (with the use of the optional ST-1 temperature probe)**
- Measurement of direct and alternating voltages within the range of 0...1500 V
- 9999-entry memory, data transmission to PC via USB cable
- Power supplied by rechargeable battery
- Backlit keyboard
- The instrument meets the requirements laid down by standard EN IEC 61557




Application

This insulation resistance meter is a device with a wide range of applications. It may be successfully operated both in residential construction industry and for inspecting industrial systems or traction networks. Due to its characteristics – excellent performance, low power consumption from batteries, the option of charging during measurements, convenience of use and a high ingress protection level – it is often used by electricians working in maintenance teams, testing motors, cables, street lighting or at the construction and maintenance of photovoltaic systems. The device perfectly matches the needs of installers of telecommunications networks and operators of district heating networks, where the inspection of alarm system on insulated pipes is necessary.

Features

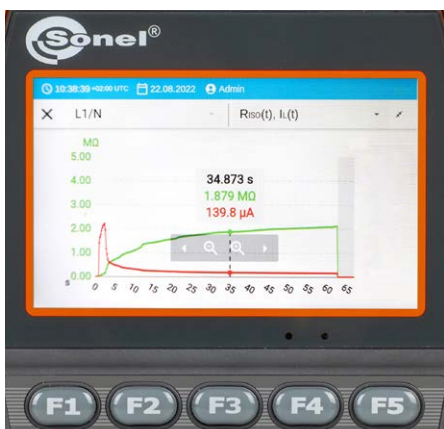
The meter may be used to measure the insulation resistance using test voltage up to 2500 V. When testing cables, it automatically discharges their load at the moment of completing the measurement. Together with the **PRZ-2 (kit for measuring resistance in zones with ESD protection)**, it is a comprehensive tool for technicians dealing with the protection of plants against static electricity.



The device allows safety control of **residential, commercial and industrial electrical installations**. Measurements can be easily automated with **AutoISO-2511** adapter for automatic insulation resistance test of 3-, 4- and 5-conductor cables, without switching.

MIC-2511 allows user to measure the continuity of protective conductors and equipotential bondings with current exceeding 200 mA in both directions. The meter has a built-in voltmeter of AC and DC voltages in the range of up to **1500 V**.

Extensive memory allows the device to record and send to a computer nearly **10,000 measurement results**.



Built-in help system

The device has built-in help screens with measurement diagrams. Thanks to this you can easily and quickly check and make sure how to connect to a given system depending on the type of performed measurement.

Communication and software

You can easily transfer measurement data to your computer via USB port. In order to generate a report on measurements for electric shock protection, use **Sonel Reports PLUS** software. Saving the downloaded data to the simplest formats and printing is provided by free **Sonel Reader** software.

Specifications

Insulation resistance measurement

Measurement range acc. to EN IEC 61557-2

for $R_{ISOmin} = U_{ISOnom} / I_{ISOnom} \leq 2 \text{ T}\Omega$ ($I_{ISO} = 1.6 \text{ mA}$)

Range	Resolution	Accuracy
0.0...999.9 kΩ	0.1 kΩ	±(3% m.v. + 20 digits)
1.000...9.999 MΩ	0.001 MΩ	
10.00...99.99 MΩ	0.01 MΩ	
100.0...999.9 MΩ	0.1 MΩ	
1.000...9.999 GΩ	0.001 GΩ	
10.00...99.99 GΩ	0.01 GΩ	
100.0...999.9 GΩ	0.1 GΩ	
1.000...2.000 TΩ	0.001 TΩ	

Values of measured resistance depending on measurement voltage

Voltage U_n	Measurement range
10 V	10 GΩ
25 V	20 GΩ
50 V	50 GΩ
100 V	100 GΩ
250 V	250 GΩ
500 V	500 GΩ
1000 V	1.00 TΩ
2500 V	2.00 TΩ

Insulation resistance measurement in EPA areas

Range for $U_n = 10 \text{ V}$	Resolution	Accuracy
0.0...999.9 kΩ	0.1 kΩ	±(8% m.v. + 20 digits)
1.0...9.999 MΩ	0.001 MΩ	
10.00...99.99 MΩ	0.01 MΩ	
100.0...999.9 MΩ	0.1 MΩ	
1.0...10.0 GΩ	0.1 GΩ	

Range for $U_n = 100 \text{ V}$	Resolution	Accuracy
0.0...999.9 kΩ	0.1 kΩ	±(3% m.v. + 20 digits)
1.000...9.999 MΩ	0.001 MΩ	
10.00...99.99 MΩ	0.01 MΩ	
100.0...999.9 MΩ	0.1 MΩ	
1.000...9.999 GΩ	0.001 GΩ	
10.00...99.99 GΩ	0.01 GΩ	±(8% m.v. + 20 digits)
100.0...200.0 GΩ	0.1 GΩ	

Range for $U_n = 500 \text{ V}$	Resolution	Accuracy
0.0...999.9 kΩ	0.1 kΩ	±(3% m.v. + 20 digits)
1.000...9.999 MΩ	0.001 MΩ	
10.00...99.99 MΩ	0.01 MΩ	
100.0...999.9 MΩ	0.1 MΩ	
1.000...9.999 GΩ	0.001 GΩ	
10.00...99.99 GΩ	0.01 GΩ	±(8% m.v. + 20 digits)
100.0...999.9 GΩ	0.1 GΩ	
1000 GΩ	1 GΩ	

„m.v.“ - measured value

DC and AC voltage measurement

Range	Resolution	Accuracy
0...1500 V	1 V	±(3% m.v. + 2 digits)

• frequency range: 45...65 Hz

Capacitance measurement

Range	Resolution	Accuracy
0...999 nF	1 nF	±(5% m.v. + 5 digits)
1.00...9.99 μF	0.01 μF	

Continuity test with current 200 mA

Measurement range acc. to EN IEC 61557-2: 0.10...999 Ω

Range	Resolution	Accuracy
0.00...19.99 Ω	0.01 Ω	±(2% m.v. + 3 digits)
20.0...199.9 Ω	0.1 Ω	
200...999 Ω	1 Ω	±(4% m.v. + 3 digits)

Temperature measurement

Range	Resolution	Accuracy
-40.0...99.9°C	0.1°C	±(3% m.v. + 8 digits)
-40.0...211.8°F	0.1°F	±(3% m.v. + 16 digits)

Other technical data

type of insulation acc. to EN 61010-1 and EN IEC 61557	double
measurement category acc. to EN IEC 61010-2-030	
rated operating altitude ≤2000 m	CAT IV 600 V
rated operating altitude ≤3000 m	CAT III 600 V
degree of housing protection acc. to EN 60529	IP65
power supply of the meter	Li-Ion 10.8 V 3.5 Ah rechargeable battery
dimensions	234 x 169 x 70 mm 9.2" x 6.6" x 2.8"
meter weight	ca. 1.3 kg ca. 2.9 lbs
storage temperature	-25°C...+70°C -13°F...+158°F
operating temperature	-20°C...+50°C -4°F...+122°F
humidity	20%...90%
reference temperature	+23°C ± 2°C
reference humidity	40%...60%
display	graphical 5.6" LCD
number of R_{ISO} measurements acc. to EN IEC 61557-2 with battery power supply	min. 600
memory of measurement results	9999 results
data transmission	USB
quality standard for design, construction and manufacturing compliant with	ISO 9001 ISO 14001, ISO 45001
the device meets the requirements of	EN 61010-1, EN IEC 61557 EN IEC 61010-2-030
the product meets EMC requirements (immunity for industrial environment) according to the following standards	EN IEC 61326-1 EN IEC 61326-2-2

Standard accessories




Shielded test lead with banana plugs, 5 kV, 1.8 m, black

WAPRZ1X8BLBB



Test lead with banana plugs, 5 kV, 1.8 m, red

WAPRZ1X8REBB



Test lead with banana plugs, 5 kV, 1.8 m, blue

WAPRZ1X8BUBB



Black "crocodile" clip 11 kV 32 A

WAKROBL32K09



Red "crocodile" clip 11 kV 32 A

WAKRORE32K09



Blue "crocodile" clip 11 kV 32 A

WAKROBU32K09



Test probe with banana socket; 5 kV; black

WASONBLOGB2



Test probe with banana socket; 5 kV; red

WASONREOGB2



USB cable type C

WAPRZUSBC



Li-Ion 10.8 V 3.5 Ah rechargeable battery

WAAKU29



Z-32 power supply

WAZASZ32



USB-A/USB-C adapter

WAADAUSBAUSBC



M-6 carrying case

WAFUTM6



Strap

WAP0ZPAS6



Factory calibration certificate



Optional accessories



**AutoISO-2511
adapter**

WAADAAISO2511



CS-1 cable simulator

WAADACS1



**CS-5kV cali-
bration box**

WAADACS5KV




**Test lead 5 m / 10 m,
black, 5 kV (banana
plugs, shielded)**

WAPRZ005BLBBE5K
WAPRZ010BLBBE5K



**Test lead 5 m / 10
m, red, 5 kV (banana
plugs, shielded)**

WAPRZ005REBB5K
WAPRZ010REBB5K



**Test lead 5 m / 10 m,
blue, 5 kV (banana
plugs, shielded)**

WAPRZ005BUBB5K
WAPRZ010BUBB5K



**Probe for measuring
resistance in zones
with ESD protection**

WASONPRS2



L-7 carrying case

WAWALL7



**PRS-1 resistance
test probe**

WASONPRS1



**Probe for measuring
resistance in zones
with ESD protec-
tion with a case**

WASONPRS2KIT



**Kit for measuring resistance in
zones with ESD protection**

WASONPRZ2



**ST-1 temperature
probe**

WASONT1



M-15 carrying case

WAFUTM15



Hanging strap

WAPOZSZE5



**Sonel Reader
PC software**

WAPROREADER



**Sonel Reports
PLUS software**

WAPROREPORTSPUS



**Calibration
certificate
with accreditation**

